

NOOSA PLANNING SCHEME POLICY 9 — WASTE MANAGEMENT

Purpose of Policy

The purpose of this planning scheme policy is to—

- support the Waste Management Code within The Noosa Plan in identifying planning and design considerations for waste management;
- provide design criteria for waste management areas associated with development;
- ensure safe, hygienic, convenient and environmentally sustainable waste management practices;
- encourage ongoing improvement in the proportion of waste recycled within the shire; and
- provide efficient waste management practices that meet needs of occupants and contractors and minimises environmental nuisance to neighbours¹.

The policy is an adjunct to existing waste management legislation, such as the *Environmental Protection (Waste Management) Regulation 2000* and the *Environmental Protection (Waste Management) Policy 2000*, but does not seek to duplicate this existing legislation.

- Storage facilities for rubbish and recycling collection is a basic and often undervalued element of development planning. If waste management is considered as part of the planning of development, the collection and disposal of waste and recyclables can be undertaken conveniently and efficiently in a manner that ensures ease of access to the building's occupants and to the contractors that provide the collection services. Well-planned facilities can also achieve quiet, efficient and near invisible management of waste and recyclables. Poorly planned storage and collection areas can result in nuisance and irritation to occupants, neighbours and contractors for the life of the building.

1. Definitions

minimum service levels means the waste container volumes and the minimum frequency of the collection service.

commercial waste includes but is not exclusive to waste arising from commercial, industrial, trade, government or educational activity.

2. Matters for consideration

2.1 Preliminary considerations prior to designing waste facilities may include—

- a) types of waste generated from the site;
- b) presence or absence of service staff or on site management;
- c) distance waste needs to be moved to a waste storage area and/or collection area;
- d) mechanism or pathway used to move bins to the waste storage area;
- e) the need for a bin wash facility;

¹ If further specific information about waste management is required, contact Council's Waste Management Officer.

- f) whether the collection service will be kerbside or on private property; and
- g) whether a central waste storage area will be used prior to relocation of the bin to a bin collection point.

2.2 Without limiting its powers under sections 3.5.4 or 3.5.5 of the *Integrated Planning Act 1997* (IPA), Council may consider the following matters in assessing applications for development—

- a) the types of waste generated;
- b) waste generation rates;
- c) minimum service levels required;
- d) the types of waste storage bins;
- e) location of waste storage areas and bin wash areas;
- f) required size of waste storage areas;
- g) safe vehicle and pedestrian access to bins; and
- h) nuisance issues.

3. Types of waste generated

3.1 Consideration of the following matters will determine the types of waste storage bins and the minimum service level required—

- a) whether the waste will be putrescible or dry waste;
- b) whether the waste will be recyclable waste; and
- c) whether the waste will be heavy or light.

4. Waste generation rates

4.1 **Appendix 1** provides a guide to likely waste generation for various uses.

5. Minimum service levels

5.1 Table 5.1 indicates minimum service levels for uses. Council may seek to vary the requirements having regard to the size, location and level of occupancy of the use.

Table 5.1 Minimum service levels

Use	Minimum service level
Entertainment and dining Type 1 Food and Beverages; Entertainment and dining Type 3 Bar; Retail business Type 1 Local and Type 3 Landscape and Rural	One 240 litre waste storage bin serviced twice a week; and One 240 litre waste storage bin serviced once a week or if a food premise is involved - one 240 litre waste storage bin serviced twice a week
Multiple housing Type 2 Duplex Multiple housing Type 3 Retirement and Special Needs; Multiple housing Type 4 Conventional; Multiple housing Type 5 Relocatable; Visitor accommodation Type 2 Caravan park; Visitor accommodation Type 3 Rural; Visitor accommodation Type 4 Conventional	One 240 litre waste storage bin per 2 <i>dwelling units</i> or <i>accommodation units</i> or one 1000 litre waste storage bin per 8 dwelling units or accommodation units; and one 240 litre recycling bin per 2 dwelling units or accommodation units One 240 litre waste storage bin per 4 <i>cabins</i> or <i>caravan sites</i> per week; and 1 240 litre recycling bin per 4 camp sites per fortnight (Bulk bins can also be used for waste storage, provided the capacity of the bin equates to 60 litres per cabin or caravan site per week).
All other uses	Determined as part of assessment of the proposal.

6. Specialised waste storage bins

6.1 **Appendix 2** describes two types of specialised waste storage bins available through Council's contractor.

7. Size of waste storage areas

7.1 The following matters will be considered in determining an appropriate size for waste storage areas—

- a) Types of waste and storage required—
 - i bins for putrescible waste;
 - ii bins for recyclables;
 - iii drums for waste cooking oils;
 - iv bales for cardboard;
 - v bags or bins for green waste; and
 - vi any other specialised waste storage bins needed, eg: medical waste; and
- b) Sufficient space between waste storage bins to allow for manoeuvring and washing of bins, where appropriate.

7.2 Waste storage areas can be roofed or unroofed. **Appendices 4 and 5** display examples of a roofed and an unroofed bin wash and waste storage area.

Figure 7.1 A well-designed, roofed waste storage area. The entire floor is drained to a centrally located floor waste connected to sewer.



Figure 7.2 An unroofed waste storage area containing a 1100 litre low noise bulk bin suitable for the resort situation. The bin enclosure has a bunded area for bin washing.



7.3 Waste storage areas contain bunded and non-bunded areas depending on their size and the type of waste to be stored.

Figure 7.3 A bunded bin wash area in an unroofed bin enclosure, which is drained to sewer via a drain. Bund is no more than 100mm in height.



7.4 Where bunded areas are required–

- a) waste oil containers must be stored within bunded areas; and
- b) bins must be washed within the bunded area.

Advisory note - Washing bins within bunded areas

240 litre bins should be tipped on their side and washed out to the bunded drain. Bulk bins should be wheeled over the bunded area and washed out by removing the plug from the base of the bin.

7.5 **Aesthetics- waste storage areas**

- a) Screening of waste storage areas is required.
- b) Waste storage areas can be attractively designed to minimise their visual impact on the streetscape and surrounding areas. Examples exist within our shire of such storage areas. Figure 9.4 indicates a storage area designed as a feature wall, with 240 litre bins stored behind the wall and access via wooden panel doors.

Figure 7.4 Aesthetically designed waste storage area for 240 litre wheelie bins



8. Indoor waste storage

8.1 Waste and waste storage bins must not be placed–

- a) where they may impede safe use of any exit, exit corridor, doorway or stairway;
- b) under stairways; or
- c) near any existing or potential heat source.

8.2 Waste storage bins must be made of non-combustible materials.

8.3 Indoor waste storage areas must–

- a) be well ventilated;
- b) be well lit; and
- c) have “hazardous waste” and “no smoking” signs installed.

Figure 10.1 provides an example of an indoor waste storage area.

Figure 8.1 Indoors waste storage areas



9. Design standards - vehicle access

9.1 Within the development site–

- a) design specifications must be sufficient to carry a wheel load of **7 tonnes per axle**;

AND

- b) turning circles are designed in accordance with AUSTROADS: design single unit truck/bus (12.5m) template;

AND

- c) vehicles must be able to move in a forward direction at all times or be able to enter and exit the development in a forward direction; **or**

- d) a turning bowl or a “T” or “Y” shaped manoeuvring area is provided, which allows the vehicle to turn with no more than a three point turn;

AND

- e) for bin collection from within a building or structure—
 - i height clearance must be sufficient to allow for safe travel and lifting for vehicles and bins (see **Appendix 2** for bin dimensions and **Appendix 3** for vehicle specifications); and
 - ii the grade of access/egress ramps must not exceed 1:8.

10. Specialised equipment and facilities

10.1 Council may require or accept specialised equipment in some circumstances, including—

- a) refuse chutes where the building is 3 storeys or greater; and
- b) compaction equipment to minimise storage area.

10.2 Compaction equipment may be accepted for the following wastes—

- a) mixed waste (other than glass);
- b) cardboard or paper;
- c) plastic or aluminium containers; and
- d) putrescible waste - provided a specialised refrigerated compactor is used.

10.3 Plans for the installation of compactors must be submitted for the approval of Council's Waste Management Officer.

Related PSPs-

PSP 11 Waste Management Plans details requirements for waste management plans, including when they are required and the information they are to contain.

POLICY HISTORY

PSP9 adopted by Council on 15 December 2005 and effective 3 February 2006

Appendix 1 – Indicative waste generation rates for various uses

1. Waste generation rates–kg/m²/d

Use	Cardboard / Paper †	Soft Plastics †	Recycling †	Food & Organics †	General Waste †
Fresh meat, fish & poultry	0.116	0.038	0.011	0.549	0.045
Fruit & veg retail	0.234	0.006	0.002	0.701	0.085
Bread & cake retail	0.077	0.003	0.014	0.074	0.153
Takeaway food retail	0.055	0.007	0.02	0.157	0.055
Milk vending	0.087	0.009	0.028	0.073	0.046
Specialised food retailing (other)	0.162	0.009	0.004	0.043	0.009
Clothing retail	0.034	0.010	0.002	0.003	0.009
Footwear retailing	0.076	0.006	0.002	0.000	0.009
Fabric & other soft goods retailing	0.043	0.002	0.000	0.000	0.009
Furniture retailing	0.119	0.006	0.000	0.000	0.004
Domestic hardware & houseware	0.035	0.001	0.001	0.000	0.009
Domestic appliance retailing	0.042	0.002	0.002	0.000	0.008
Recorded music retailing	0.197	0.002	0.000	0.000	0.018
Sport & camping equipment	0.051	0.006	0.002	0.000	0.003
Toy & game retailing	0.149	0.008	0.002	0.000	0.009
Newspaper, book & stationary retailing	0.084	0.003	0.001	0.000	0.008
Photographic equipment retail	0.005	0.000	0.000	0.000	0.001
Pharmaceutical, cosmetic retailing	0.038	0.003	0.001	0.000	0.031
Flower retailing	0.006	0.000	0.002	1.423	0.091
Watch & jewellery retailing	0.041	0.003	0.003	0.001	0.014
Other personal & household goods retailing	0.044	0.006	0.004	0.000	0.067
Automotive repair & service	3.911	0.119	0.000	0.000	0.356
Cafes & restaurants	0.069	0.005	0.021	0.226	0.164
Travel agency	0.063	0.003	0.006	0.000	0.022
Gambling services	0.148	0.000	0.027	0.000	0.010
Photographic film processing	0.162	0.031	0.006	0.000	0.156

† kilograms of material generated per m² floor space per day (per premises)

2. Waste generation rates per employee/year (tonnes)

Use	Total waste ±	Cardboard / paper ±	Recycling ±	Food & Organics ±	General waste ±
Food retail	1.23	0.31	0.07	0.54	0.31
Supermarkets & grocery stores	2.33	0.69	0.09	1.23	0.32
Motor vehicle retailing & services	1.10	0.18	0.05	0.23	0.61
Accommodation	1.61	0.36	0.41	0.51	0.33
Pubs, taverns & bars	2.12	0.28	0.25	1.26	0.31
Cafes and restaurants	1.55	0.22	0.24	0.77	0.33
Clubs (hospitality)	1.80	0.42	0.17	0.71	0.50
Health care facilities	0.77	0.08	0.04	0.44	0.21

± Tonnes of waste generated per employee per year


Waste density conversion factors

Uncompacted rubbish	0.131 tonnes / cubic metres
Compacted rubbish	0.296 tonnes / cubic metres
Paper	0.24 tonnes / cubic metres

Appendix 2 – Specialised Waste Storage Bins

240 litre mobile garbage bins (MGB)

EM01_G:\EHO-1\PROJECT Waste at commercial facilities\Waste Management Policy\Appendix 2 A MGB 1.2.doc



APPENDIX TWO (A) 240 LITRE MOBILE GARBAGE BIN (MGB) DIMENSIONS

Bulk or Skip Bin Dimensions

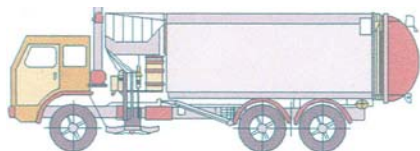
	Skip	Skip	Skip	Skip	Skip
Capacity	1. 1m ³	1.5m ³	2.0m ³	3.0m ³	4.5m ³
Height	1465mm	910mm	865mm	1225mm	1570mm
Depth	1070mm	905mm	1400mm	1505mm	1605mm
Width	1360mm	1810mm	1830mm	1805mm	1805mm




Low Noise 1.1m³ Skip with rubber wheels – suitable for unit and resort situations

Appendix 3 – Refuse vehicle specifications

Side loading collection vehicle



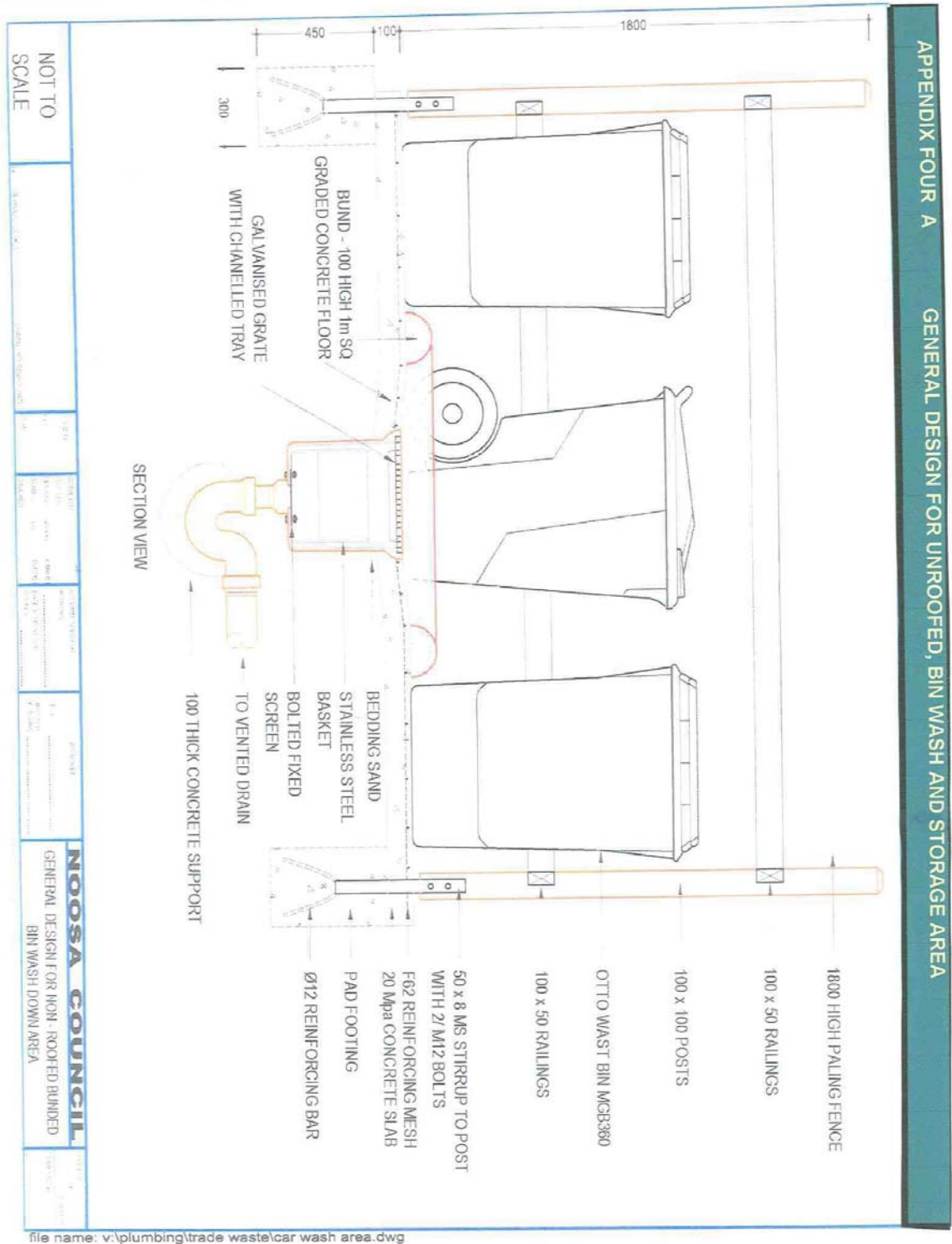
Front loading collection vehicle



Side loading collection vehicle for MGBs (Mainly used for domestic waste collection)		
	Garbage truck	Recycling Truck
Length overall	8.70m	9.90m
Front overhang	1.42m	0.85m
Wheelbase	5.00m	5.30m
Rear overhang	2.30m	2.65m
Turning circle kerb to kerb	16.40m	18.70m
Turning circle wall to wall	18.14m	19.20m
Front of vehicle to collection arm	2.70m	3.30m
Maximum reach of side arm	2.00m	1.70m
Travel height	3.65m	3.8 m
Clearance height for loading	4.00m	3.80m

Front loading collection vehicle for skips (mainly used for commercial waste collection)	
Length overall	9.90m
Front overhang	1.42 m
Wheelbase	5.84 m
Rear overhang	2.64 m
Turning circle kerb to kerb	22.10 m
Turning circle wall to wall	23.66 m
Travel height	3.64 m
Clearance height for loading	6.10m

Appendix 4 – General design for unroofed bin wash and waste storage area



Appendix 5 – General design for roofed bin wash and waste storage area

